



Value Life

Regional Anaesthesia  
Peripheral Nerve Location



# The Visible Difference

Developments in ultrasound technology and techniques are revolutionising peripheral regional anaesthesia - and at Vygon we're making a **visible difference**.

To meet these new technological challenges Vygon has specifically developed Echoplex+ needles for use with ultrasound and stimulation, as well as producing new Visioplex needles to use with just ultrasound.

## Echoplex+<sup>®</sup>

Echoplex+ is designed for clinicians who use ultrasound and stimulation techniques to locate the peripheral nerve sheath.

Thanks to a new insulating coating the nerve stimulation needle has been made fully echogenic. The needle is fine, the outer surface is smooth and the echogenic coating goes right to the tip.

### Removable extension tubing

Enables direct connection with syringe if required.

### Ergonomic transparent hub

For ease of use and visibility of aspirate.

### Centimetre markings on needle shaft

Assist with determining needle depth, particularly for deep blocks.

### 20° needle bevel

Combined with patented coating provides equivalent feel during insertion of a 30° bevel.

### Insulating polymer layer

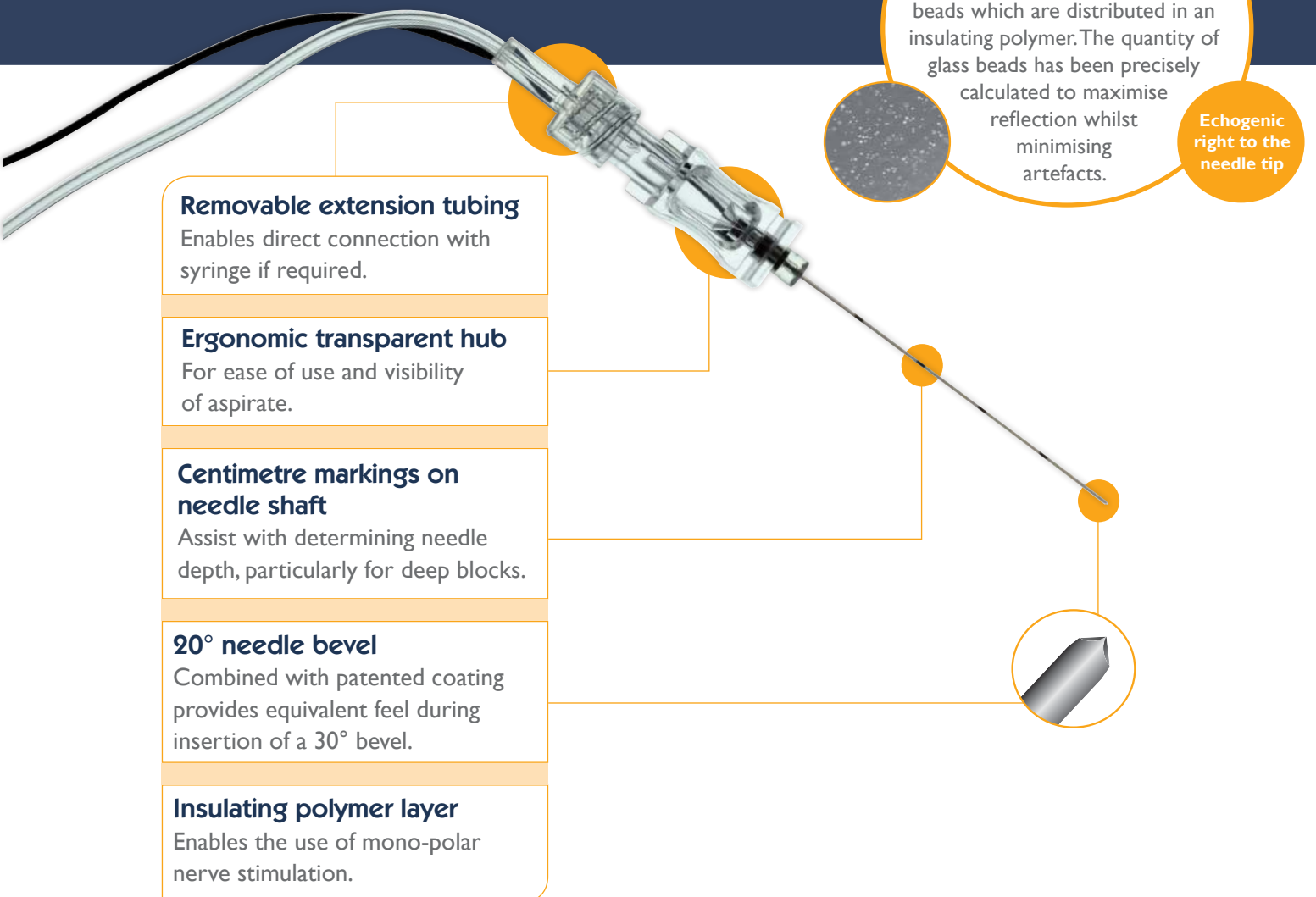
Enables the use of mono-polar nerve stimulation.

### Patented coating

**Maximising reflection**  
**Minimising artefacts**

The coating uses microscopic glass beads which are distributed in an insulating polymer. The quantity of glass beads has been precisely calculated to maximise reflection whilst minimising artefacts.

**Echogenic right to the needle tip**





Visioplex under ultrasound

## Visioplex®

Visioplex is designed for use by clinicians who prefer ultrasound to other forms of nerve location, or in procedures for which stimulation techniques are inappropriate, such as transversus abdominis plane (TAP) blocks.

A special manufacturing technique makes Visioplex highly echogenic right up to the tip, enabling the clinician to place the anaesthetic solution with maximum accuracy.

### Removable extension tubing

Enables direct connection with syringe if required.

### Centimetre markings on needle shaft

Assists with determining needle depth, particularly for deep blocks.

### 30° needle bevel

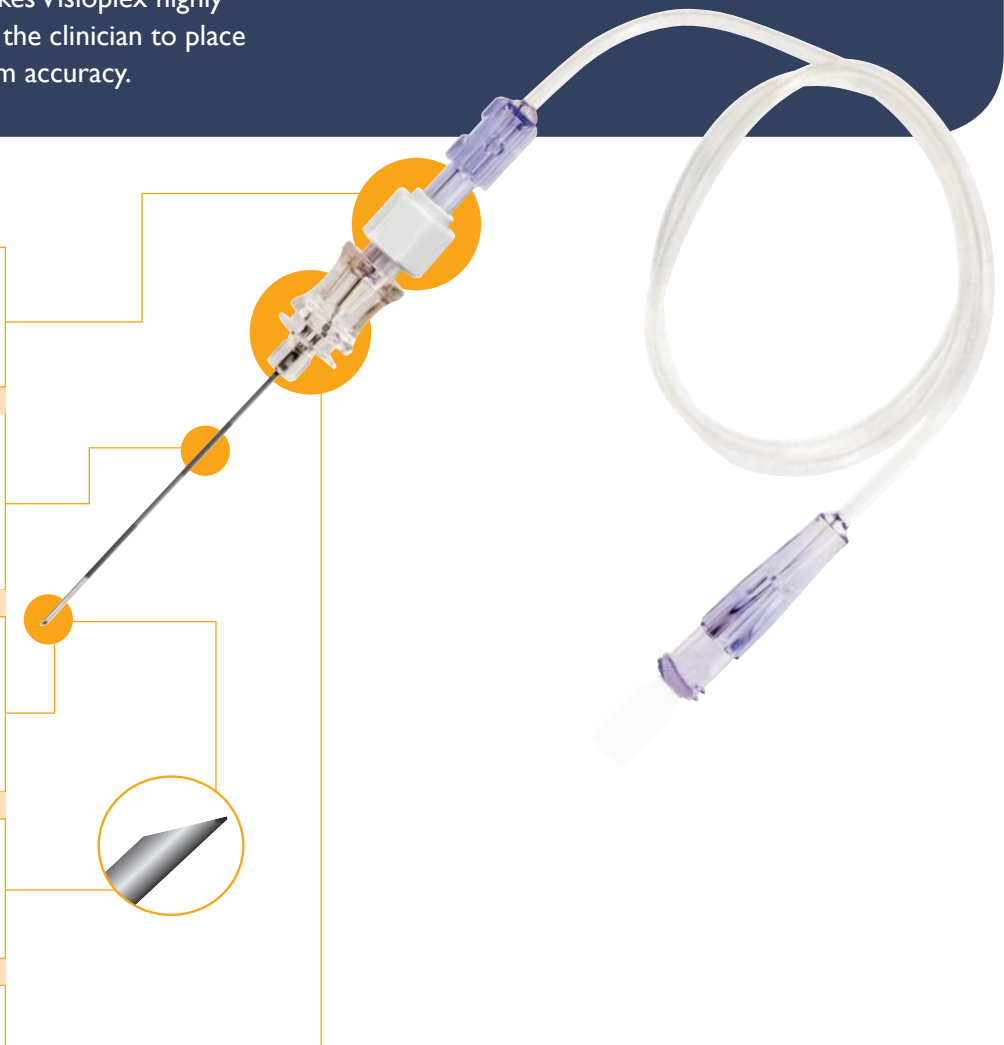
Provides optimum balance of penetration, feel and needle tip visibility for maximum accuracy<sup>1</sup>.

### Sand-blasted at needle tip

Ensures best possible visibility under ultrasound.

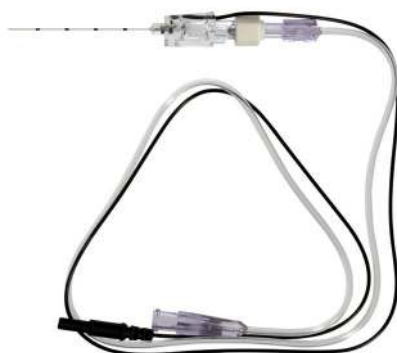
### Ergonomic transparent hub

For ease of use and visibility of aspirate.



# Locoplex<sup>®</sup>

This stimulating needle is insulated over its entire length. The bevel is completely exposed to enhance conduction of current and for easier needle insertion.



# Plexygon<sup>®</sup>

A compact and easy to use device allowing identification of nerves by the emission of a low intensity electrical current.



## Echoplex+

Vygon Code	NHSSC Code	Length (mm)	G	Box Quantity
20°	20°			
6194.253	FTR1880	25	23	20
6194.353	FTR1881	35	23	20
6194.503	FTR1882	50	22	20
6194.853	FTR1883	85	21	20
6194.103	FTR1877	100	21	20
6194.123	FTR1878	120	20	20
6194.153	FTR1879	150	20	20

## Visioplex

Vygon Code	NHSSC Code	Length (mm)	G	Box Quantity
30°	30°			
60943534	FTR1873	35	22	20
6094503	FTR1874	50	20	20
6094.5034	FTR1875	50	22	20
6094.8534	FTR1876	85	22	20
6094103	FTR1872	100	20	20

## Locoplex

Vygon Code		NHSSC Code		Length (mm)	G	Diameter (mm)	Box Quantity
17°	30°	17°	30°				
5194.35	5194.353	FTR245	FTR278	35	23	0.65	20
5194.50	5194.503	FTR248	FTR279	50	20	0.90	20
5194.85	5194.853	FTR493	FTR494	85	21	0.80	20
5194.10	5194.103	FTR1887	FTR280	100	21	0.80	20
5194.12	5194.123	FTR244	FTR281	120	20	0.90	20
5194.15	5194.153	FTR284	FTR282	150	20	0.90	20

## Plexygon

Vygon Code	NHSSC Code	Description	Box Quantity
750131	-	Plexygon stimulation apparatus, battery, cable, supplied in a carry case	1
08750302A	-	Plexygon replacement cable (red and black)	1
3900.15	FBE047	Plexygon aseptic handling pouch 12cm x 40cm	50

# Using the Right Needle

**1. Interscalene block**  
shoulder  
**25 - 35mm needle**

**2. Supraclavicular block**  
elbow and hand  
**50 mm needle**

**3. Infraclavicular block**  
elbow and hand  
**85 - 100 mm needle**

**4. Paravertebral block**  
thoracic  
**80 mm needle**

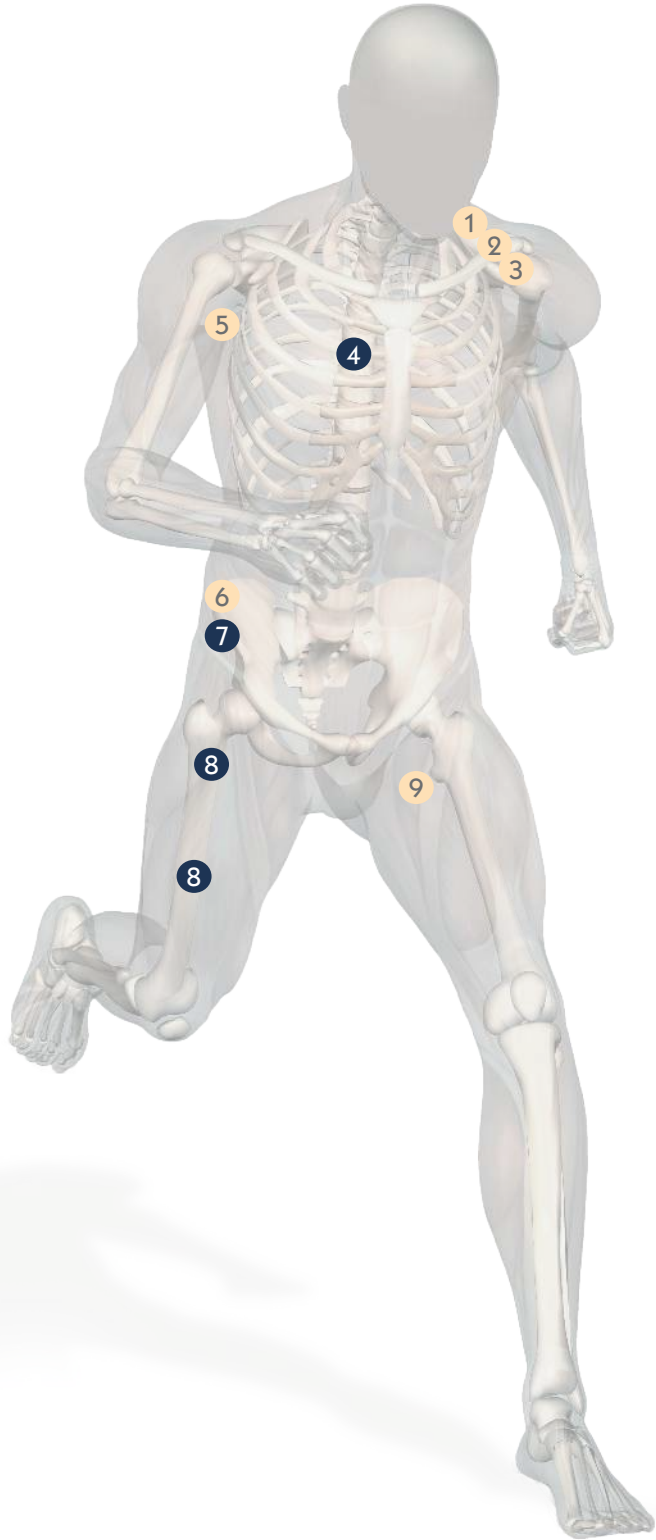
**5. Axillary block**  
hand and forearm  
**50 mm needle**

**6. TAP block**  
abdominal wall  
**50 - 100 mm needle**

**7. Lumbar plexus**  
hip and femur  
**120 - 150 mm needle**

**8. Sciatic blocks**  
leg and foot  
**85 - 150 mm needle**

**9. Femoral block**  
knee  
**50 - 85 mm needle**



Anterior

Posterior

**A VYSET® custom pack allows you to create a high quality pack to match your local protocol, incorporating all the items you need.**

- Ultrasound probe covers and gel
- Transparent peelable drapes
- Your choice of swabs and syringes
- Skin preparation
- Sharps safety devices
- A choice of dressings
- Trust specific customised documentation.

**Contact the VYSET custom pack team today to discuss your requirements.**

t: 01793 748800

e: [custompacks@vygon.co.uk](mailto:custompacks@vygon.co.uk)

#### References

1. Dag E. Selander, Labat Lecture 2006. Regional Anesthesia: Aspects, Thoughts, and Some Honest Ethics; About Needle Bevels and Nerve Lesions, and Back Pain After Spinal Anesthesia, Reg Anesth Pain Med. 2007 Jul-Aug;32(4):341-50.



**WORLD  
LAND  
TRUST™**

[www.carbonbalancedpaper.com](http://www.carbonbalancedpaper.com)  
CBP000106012409140953

This literature has been made using carbon balanced paper. If you would like to find out more about what Vygon (UK) Ltd does for the environment, please visit:

[www.vygon.co.uk/company/corporate](http://www.vygon.co.uk/company/corporate)

**For further information, please contact: [vygon@vygon.co.uk](mailto:vygon@vygon.co.uk)**

The specifications shown in this leaflet are for information only and are not, under any circumstances, of a contractual nature. This document is intended for use in the UK only.

Vygon (UK) Ltd • The Pierre Simonet Building • V Park • Gateway North  
• Latham Road • Swindon • Wiltshire • SN25 4DL  
Tel: 01793 748800 • Fax: 01793 748899 • Twitter: @vygonuk  
Web: [www.vygon.co.uk](http://www.vygon.co.uk)  
Content correct as of: 10/2014 Code: DXJB0100006

[www.vygon.co.uk](http://www.vygon.co.uk)